TWO CENTURIES OF Economic Superpowers



The changing share of world GDP held by major economies, empires and blocs.

WWI

WWII

1947 India gains independence

1993 Formation of the European Union

2020 UK leaves the European Union

Empire Flag

Russia 9.2%

Germany 4.3%

France 4.8%

British Empire 23.1%

Japan 3.5%

U.S. 2.3%

China 28.6%

1922-1991 USSR

Share of world GDP at Purchasing Power Parity

Russia 2.9%

European Union 12.3%

UK 1.9%

India 9.0%

Japan 3.4%

U.S. 14.7%

China 21.8%

The 20th century was famously the American century. U.S. economic might peaked at 30% following the Second World War.

China underwent centuries of decline before reemerging as an industrial powerhouse in the late 1900s.

1820 1840 1860 1880 1900 1920 1940 1960 1980 2000 2020 2025

Political transitions and changing bloc membership can create sharp breaks. Pre-1900 data are scholarly benchmarks rather than precise annual data, including pre-1858 five-year estimates for Russian data benchmarked to MPD estimates.

VISUAL CAPITALIST

Sources: Maddison Project Database, COLDAT Colonial Dates Dataset, IMF, Broadberry and Korchmina 2022

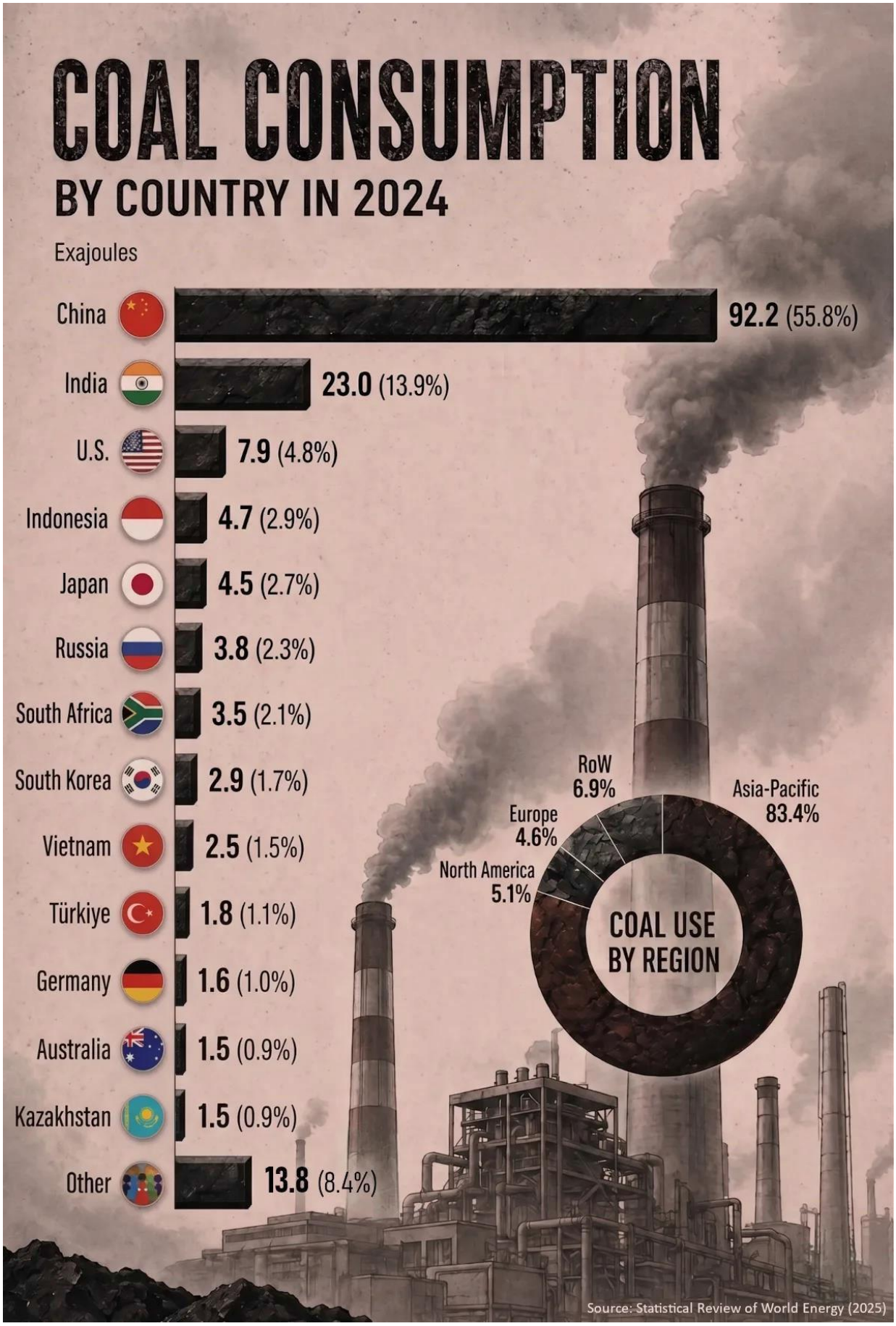
COAL CONSUMPTION
BY COUNTRY IN 2024
Exajoules
China 92.2 (55.8%)
India 23.0 (13.9%)
U.S. 7.9 (4.8%)
Indonesia 4.7 (2.9%)
Japan 4.5 (2.7%)
Russia 3.8 (2.3%)
South Africa 3.5 (2.1%)
South Korea 2.9 (1.7%)
Vietnam 2.5 (1.5%)
Türkiye 1.8 (1.1%)
Germany 1.6 (1.0%)
Australia 1.5 (0.9%)
Kazakhstan 1.5 (0.9%)
Other 13.8 (8.4%)
RoW 6.9%
Asia-Pacific 83.4%
Europe 4.6%
North America 5.1%
COAL USE BY REGION
Source: Statistical Review of World Energy (2025)

E

CHINA'S DOMINANCE
IN REFINED CRITICAL MINERALS

CHINA INDONESIA

AI, DATA CENTERS & HIGH-TECH

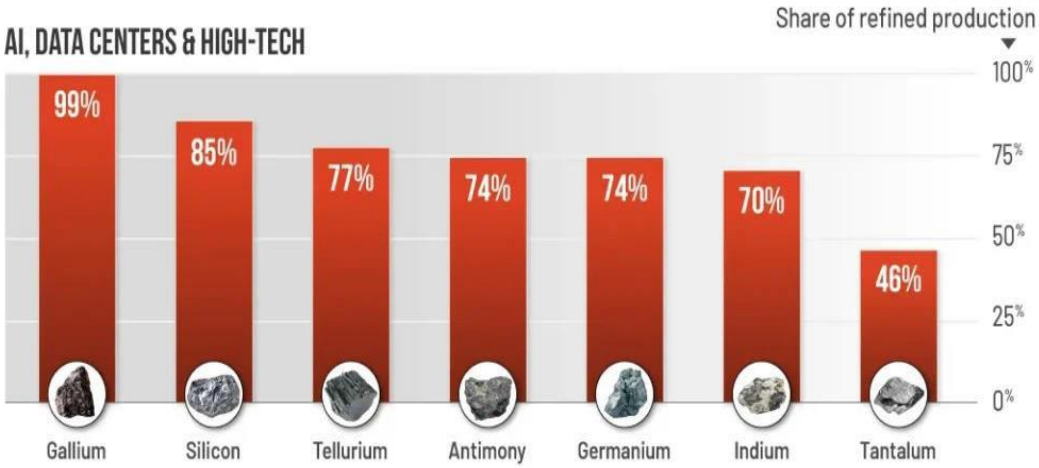

AEROSPACE, INDUSTRY & DEFENSE

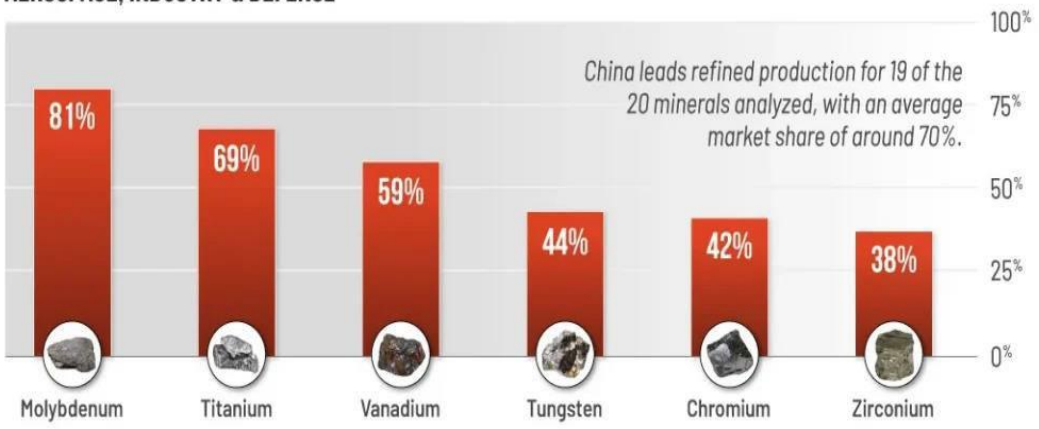

BATTERIES, GRIDS & RENEWABLES

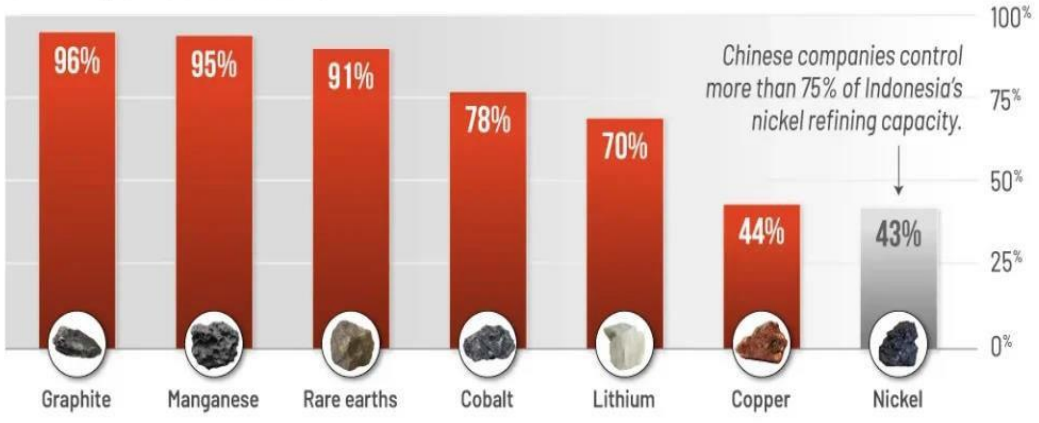

Source: World Economic Forum via International Energy Agency, as of 2025

ELEMENTS

Based on the most recent year with available data. The figure for titanium refers to titanium metal. The figure for manganese refers to high-purity manganese sulfate. The figure for molybdenum refers to ferromolybdenum.

ELEMENTS.VISUALCAPITALIST.COM